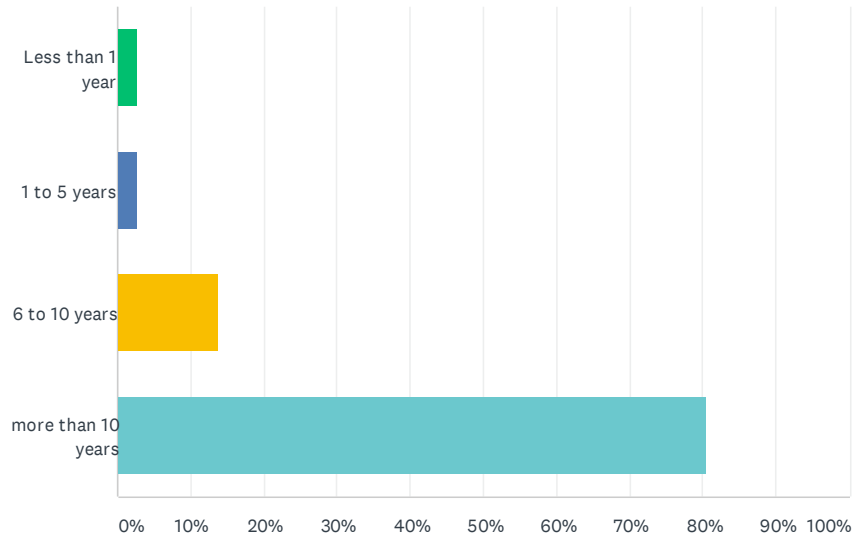


Q1 How long have you been attending this church?

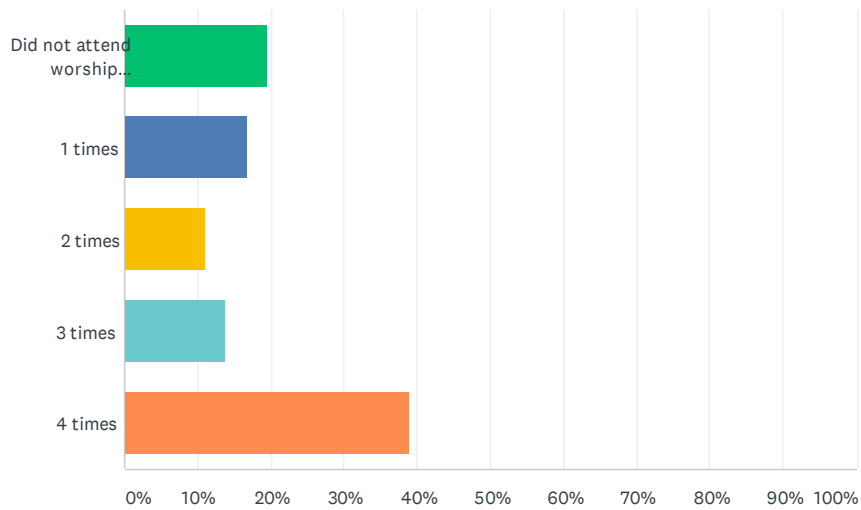
Answered: 36 Skipped: 0



ANSWER CHOICES	RESPONSES	
Less than 1 year	2.78%	1
1 to 5 years	2.78%	1
6 to 10 years	13.89%	5
more than 10 years	80.56%	29
TOTAL		36

Q2 During the previous four weeks, how often have you attended worship services at this church?

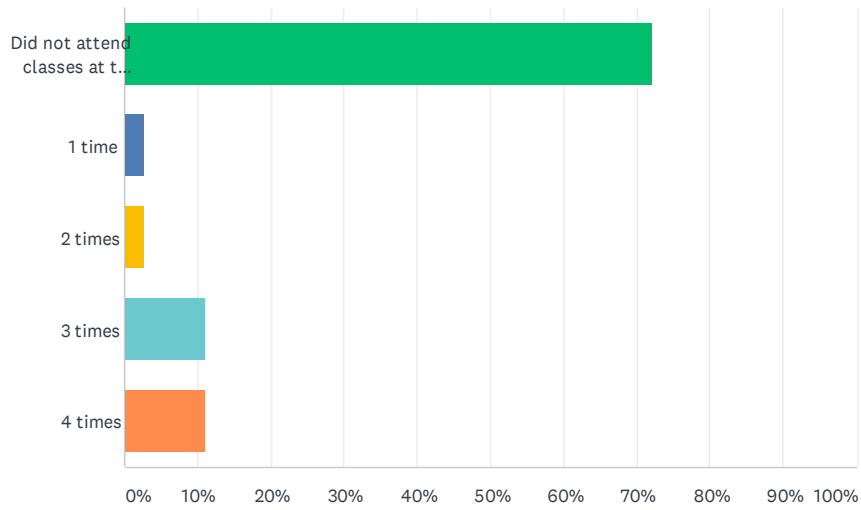
Answered: 36 Skipped: 0



ANSWER CHOICES	RESPONSES	
Did not attend worship services in the previous for weeks	19.44%	7
1 times	16.67%	6
2 times	11.11%	4
3 times	13.89%	5
4 times	38.89%	14
TOTAL		36

Q3 During the previous four weeks, how often have you attended classes at this church?

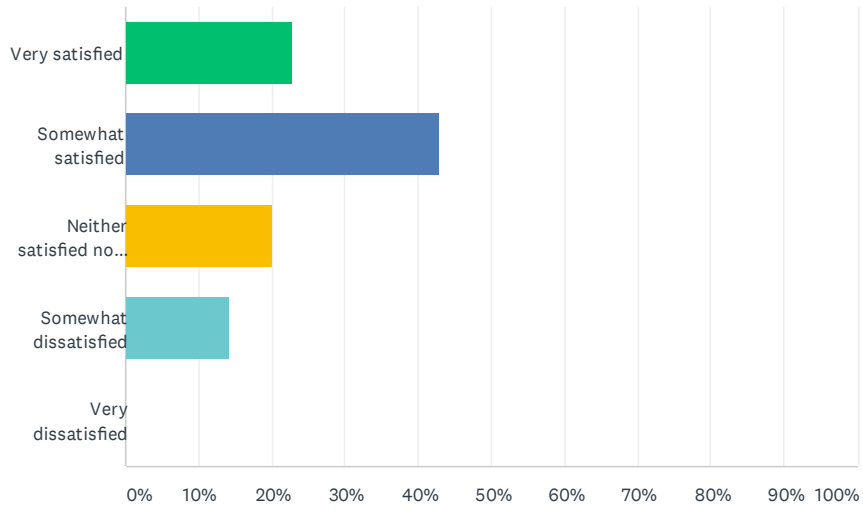
Answered: 36 Skipped: 0



ANSWER CHOICES	RESPONSES	
Did not attend classes at this church in the previous four weeks	72.22%	26
1 time	2.78%	1
2 times	2.78%	1
3 times	11.11%	4
4 times	11.11%	4
TOTAL		36

Q4 Overall, how satisfied are you with our church?

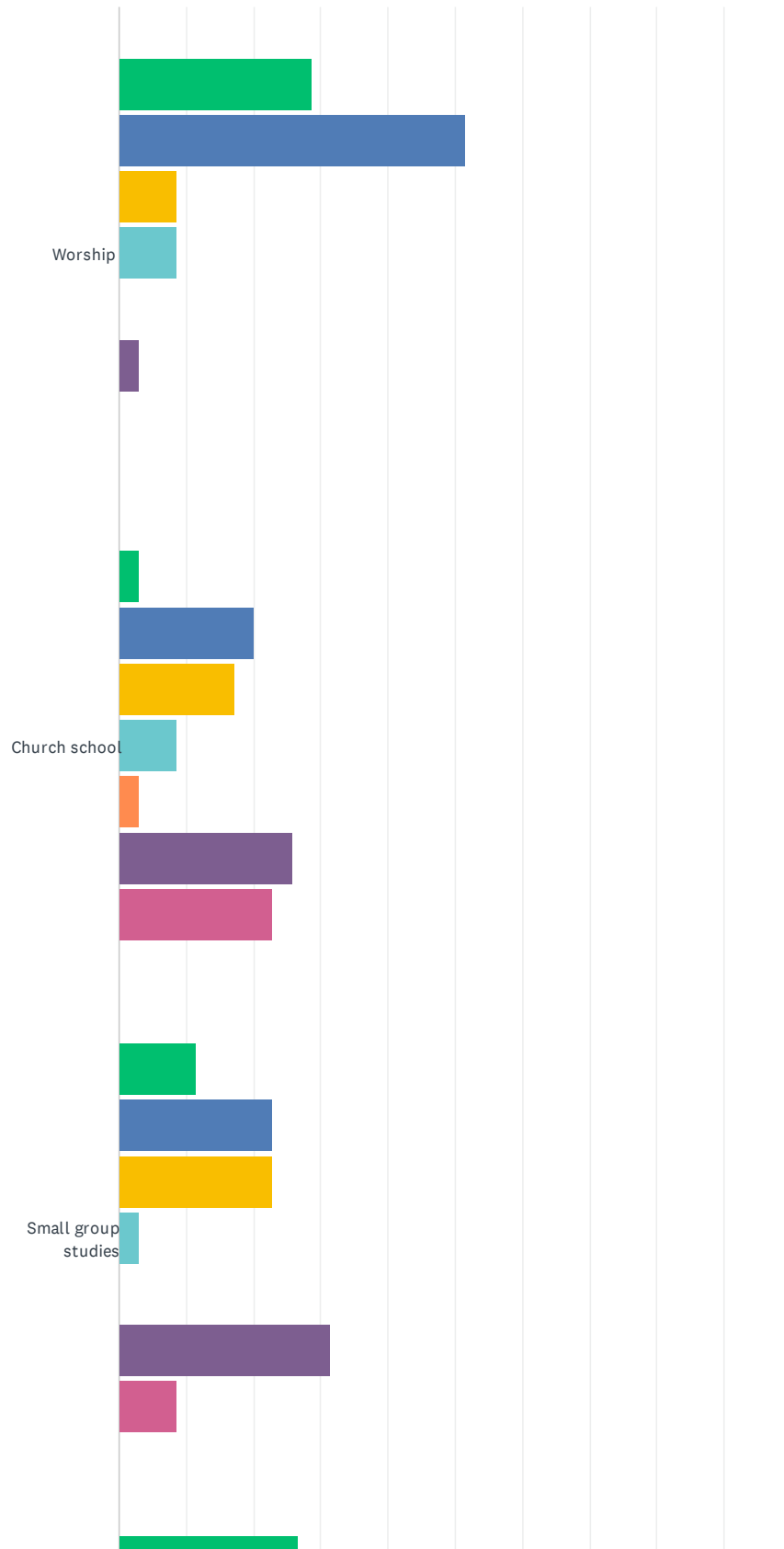
Answered: 35 Skipped: 1



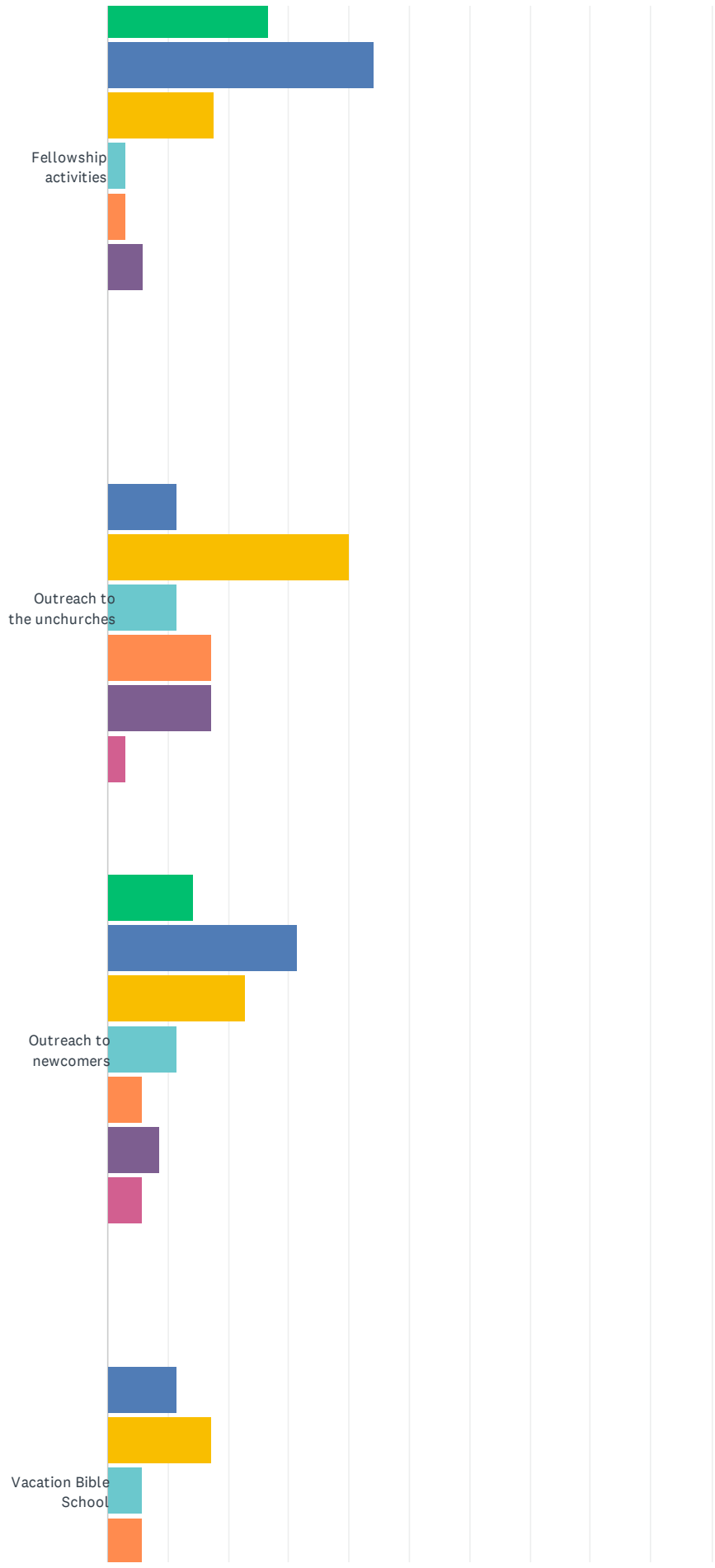
ANSWER CHOICES	RESPONSES	
Very satisfied	22.86%	8
Somewhat satisfied	42.86%	15
Neither satisfied nor dissatisfied	20.00%	7
Somewhat dissatisfied	14.29%	5
Very dissatisfied	0.00%	0
TOTAL		35

Q5 Please indicate how satisfied you are with the following church activities:

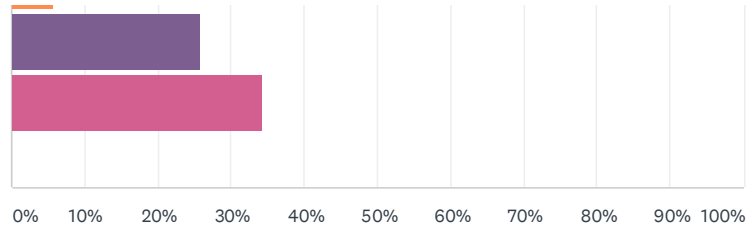
Answered: 35 Skipped: 1



Christ UMC Local Church Assessment



Christ UMC Local Church Assessment

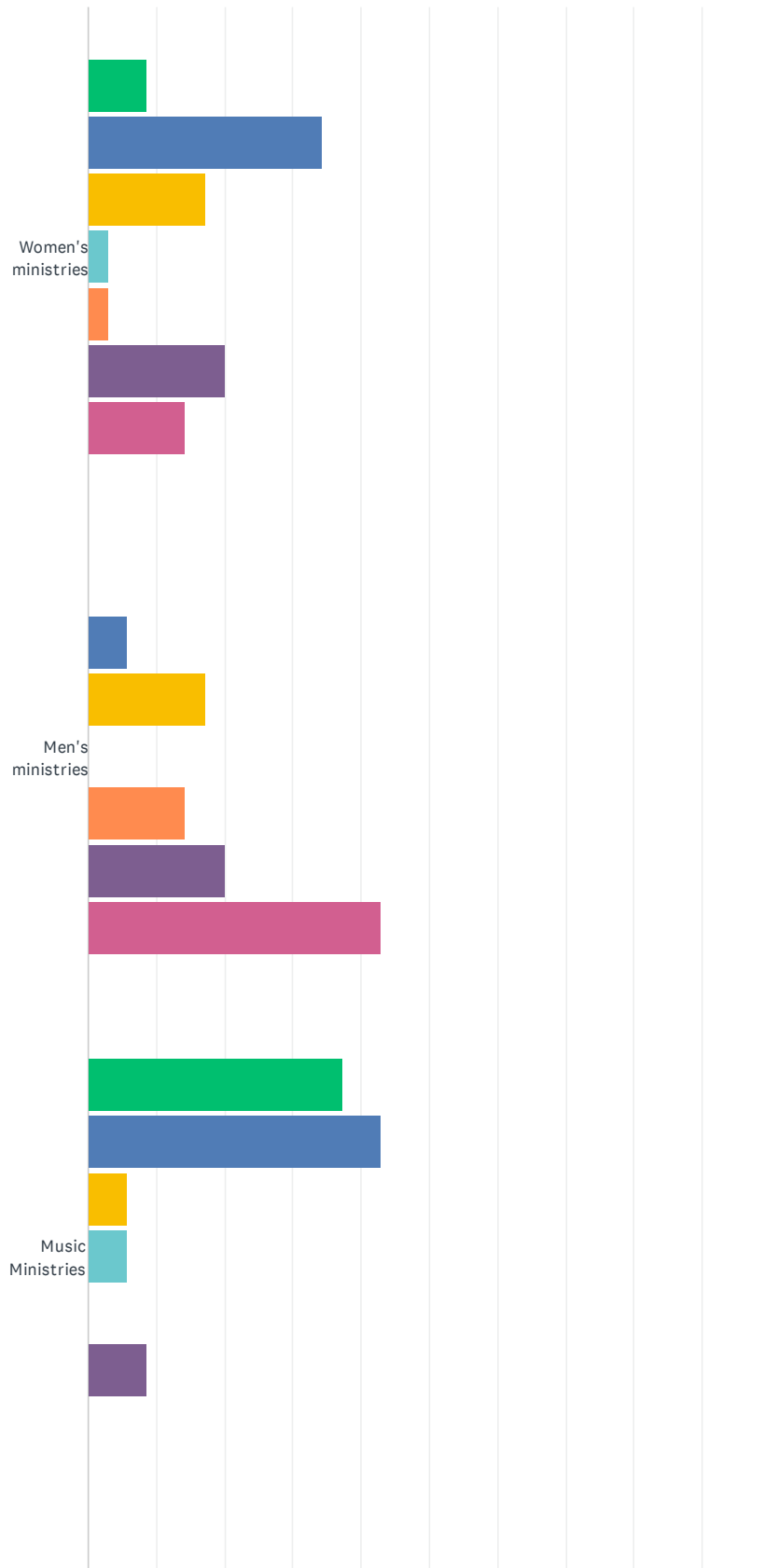


■ Very satisfied
 ■ Somewhat satisfied
 ■ Neither satisfied nor dissatisfied
■ Somewhat dissatisfied
 ■ Very dissatisfied
 ■ I do not participate
■ Does not apply

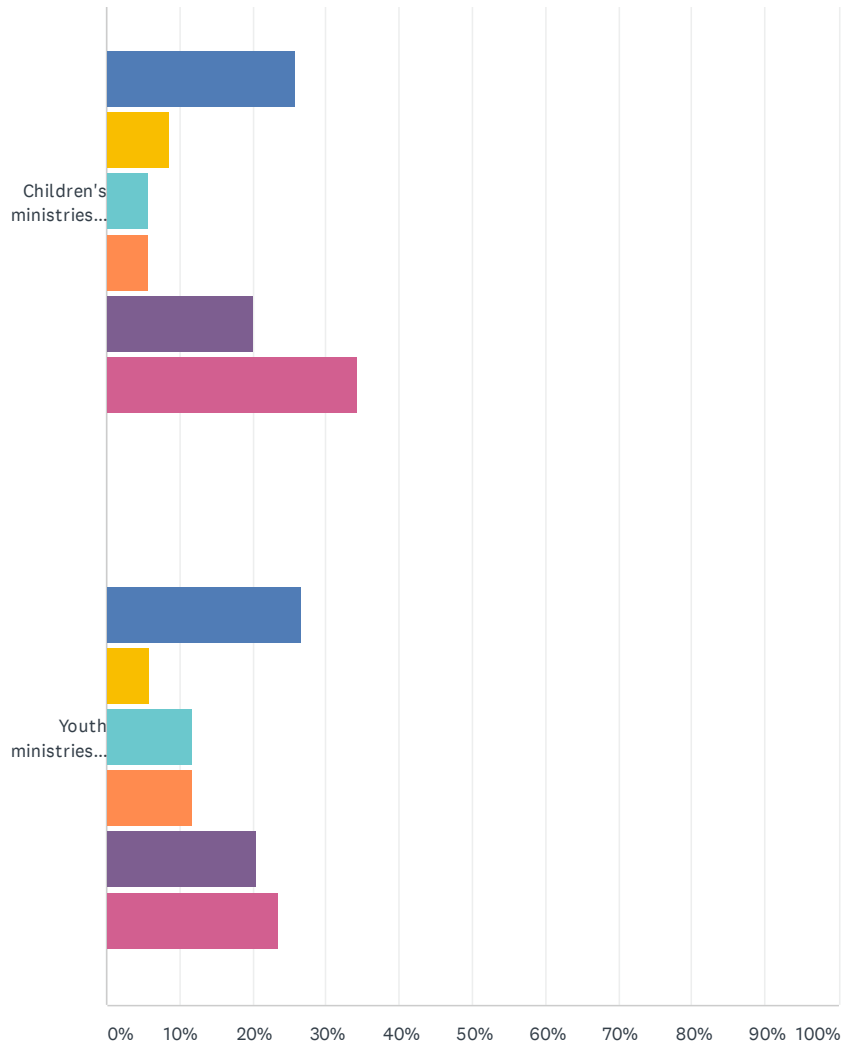
	VERY SATISFIED	SOMEWHAT SATISFIED	NEITHER SATISFIED NOR DISSATISFIED	SOMEWHAT DISSATISFIED	VERY DISSATISFIED	I DO NOT PARTICIPATE	DOES NOT APPLY	TOTAL
Worship	28.57% 10	51.43% 18	8.57% 3	8.57% 3	0.00% 0	2.86% 1	0.00% 0	35
Church school	2.86% 1	20.00% 7	17.14% 6	8.57% 3	2.86% 1	25.71% 9	22.86% 8	35
Small group studies	11.43% 4	22.86% 8	22.86% 8	2.86% 1	0.00% 0	31.43% 11	8.57% 3	35
Fellowship activities	26.47% 9	44.12% 15	17.65% 6	2.94% 1	2.94% 1	5.88% 2	0.00% 0	34
Outreach to the unchurched	0.00% 0	11.43% 4	40.00% 14	11.43% 4	17.14% 6	17.14% 6	2.86% 1	35
Outreach to newcomers	14.29% 5	31.43% 11	22.86% 8	11.43% 4	5.71% 2	8.57% 3	5.71% 2	35
Vacation Bible School	0.00% 0	11.43% 4	17.14% 6	5.71% 2	5.71% 2	25.71% 9	34.29% 12	35

Q6 Please indicate how satisfied you are with the following church ministries:

Answered: 35 Skipped: 1



Christ UMC Local Church Assessment

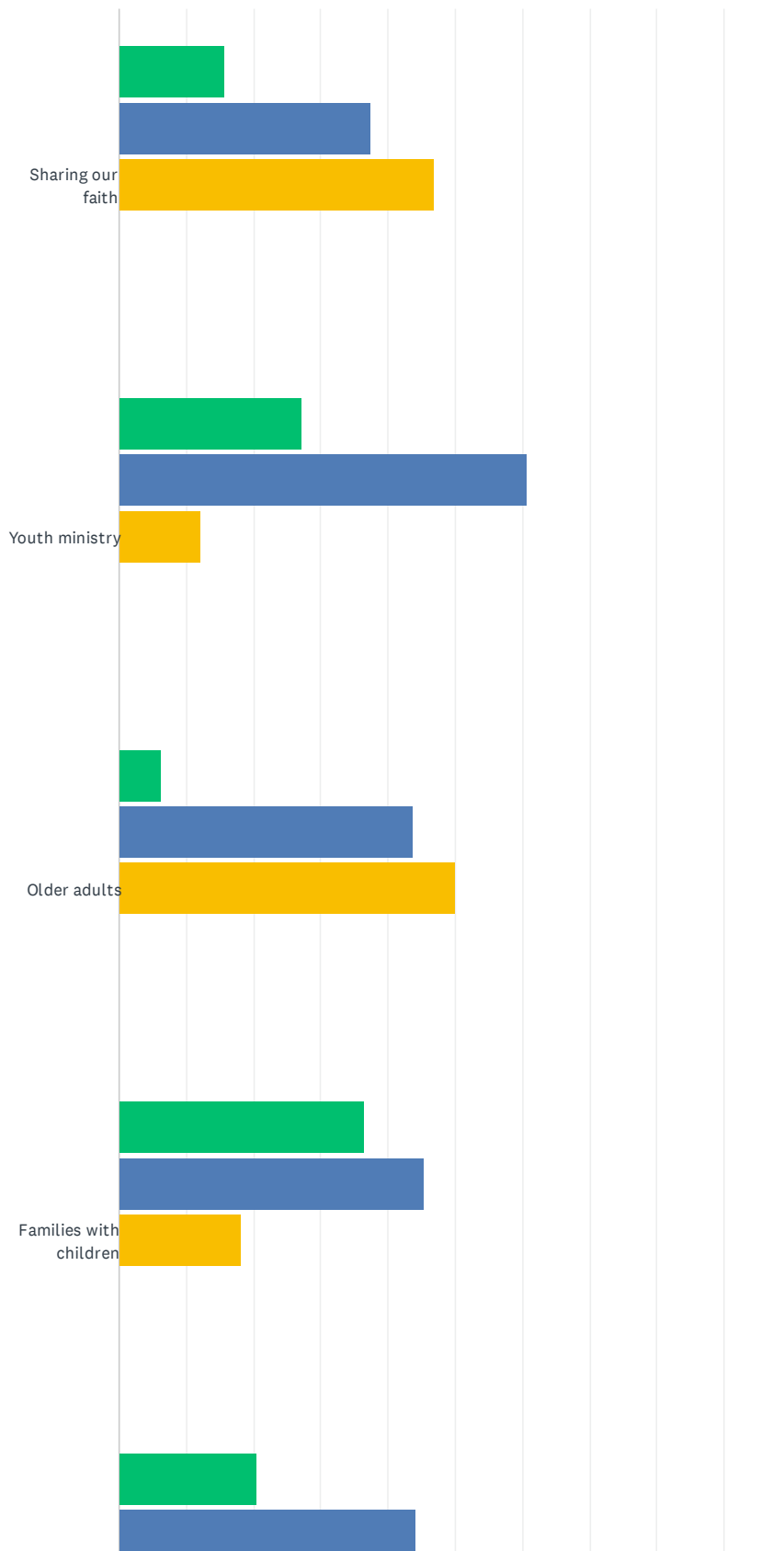


■ Very satisfied
 ■ Somewhat satisfied
 ■ Neither satisfied nor dissatisfied
■ Somewhat dissatisfied
 ■ Very dissatisfied
 ■ Do not participate
■ Does not apply

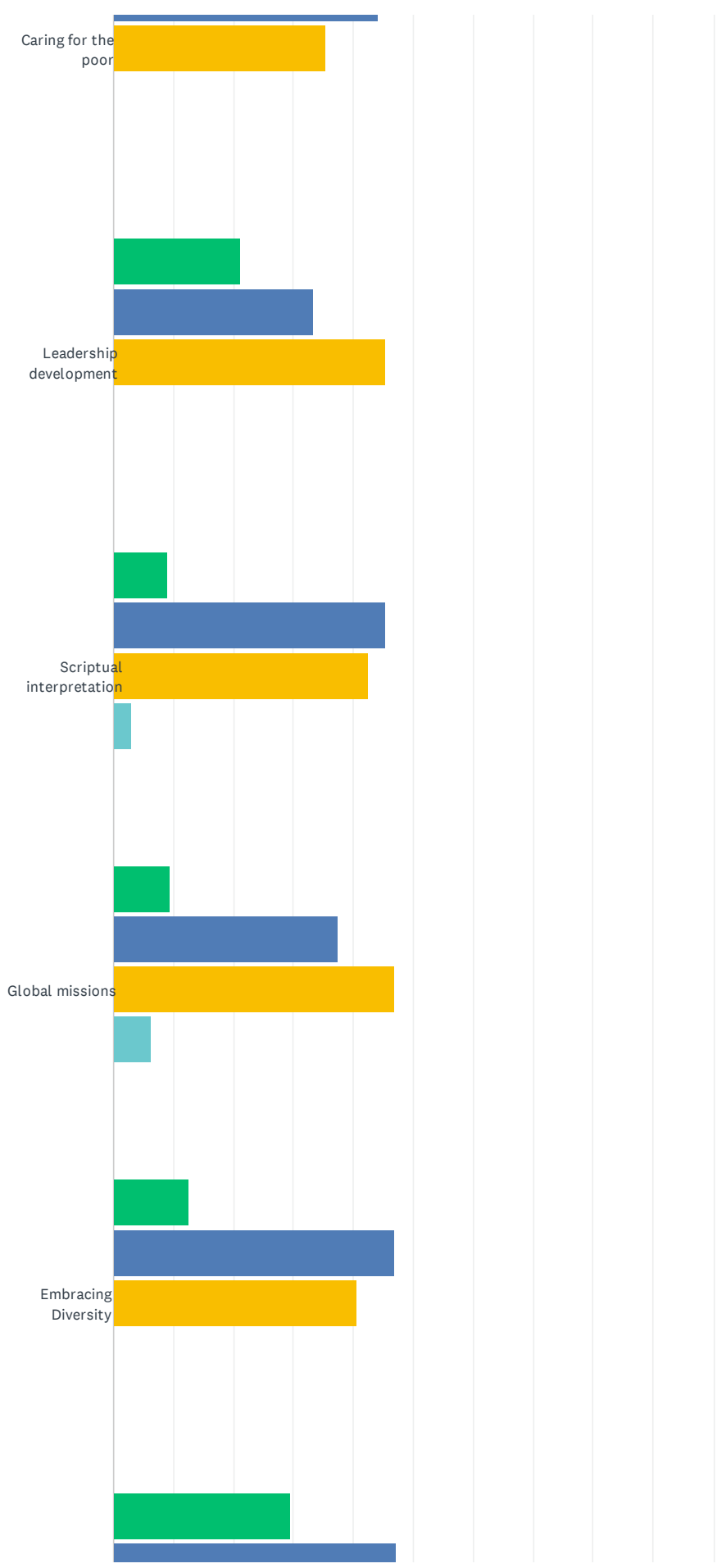
	VERY SATISFIED	SOMEWHAT SATISFIED	NEITHER SATISFIED NOR DISSATISFIED	SOMEWHAT DISSATISFIED	VERY DISSATISFIED	DO NOT PARTICIPATE	DOES NOT APPLY	TOTAL	WEIGHT AVERAGE
Women's ministries	8.57% 3	34.29% 12	17.14% 6	2.86% 1	2.86% 1	20.00% 7	14.29% 5	35	:
Men's ministries	0.00% 0	5.71% 2	17.14% 6	0.00% 0	14.29% 5	20.00% 7	42.86% 15	35	:
Music Ministries	37.14% 13	42.86% 15	5.71% 2	5.71% 2	0.00% 0	8.57% 3	0.00% 0	35	:
Children's ministries (ages 0 to12)	0.00% 0	25.71% 9	8.57% 3	5.71% 2	5.71% 2	20.00% 7	34.29% 12	35	:
Youth ministries (ages 13 to 18)	0.00% 0	26.47% 9	5.88% 2	11.76% 4	11.76% 4	20.59% 7	23.53% 8	34	:

Q7 In your opinion, should the church be putting more, the same or less emphasis on:

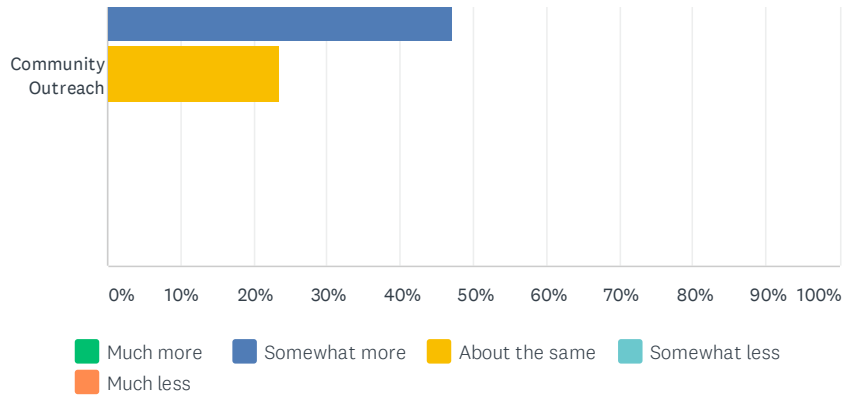
Answered: 34 Skipped: 2



Christ UMC Local Church Assessment



Christ UMC Local Church Assessment



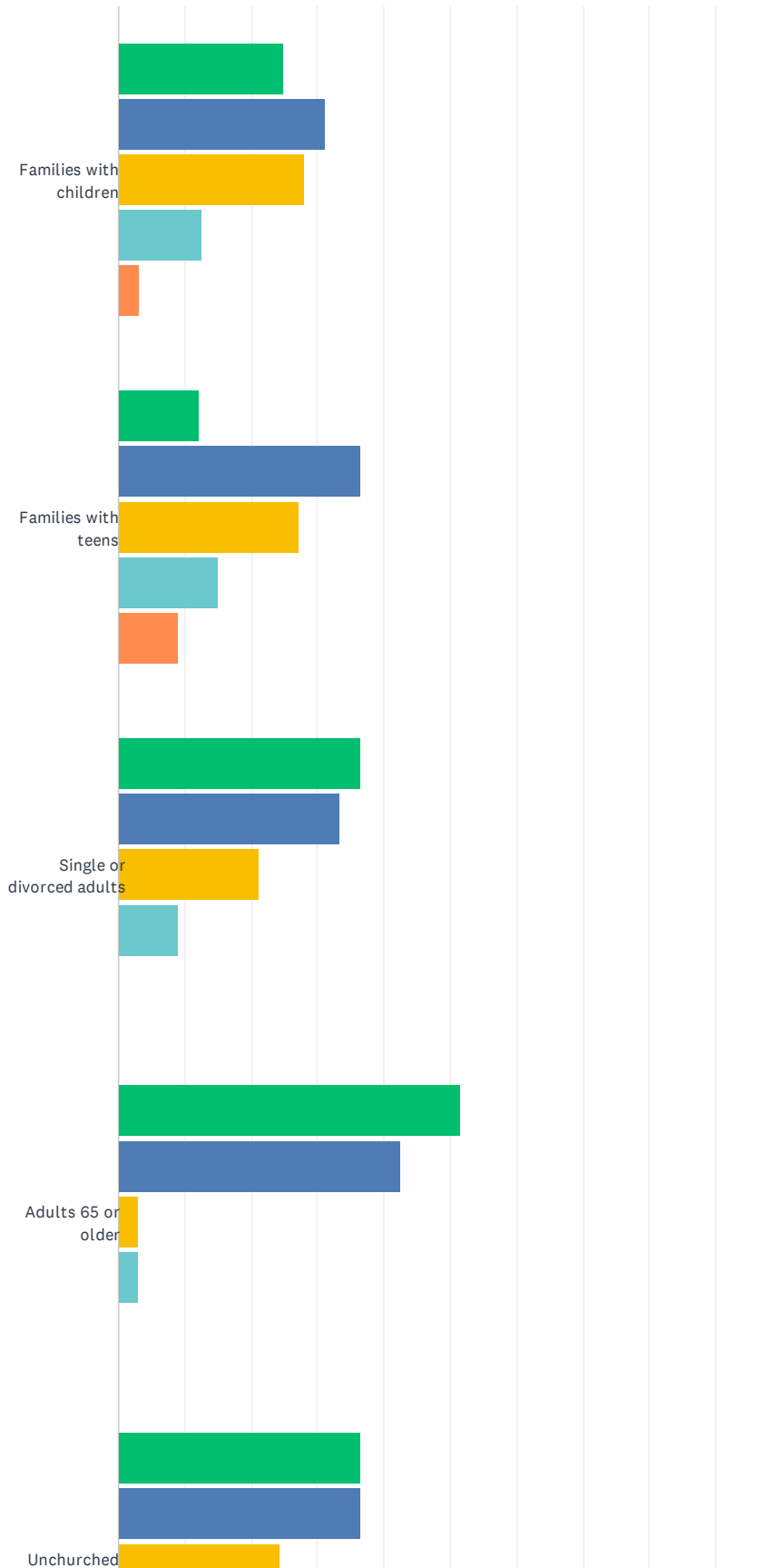
	MUCH MORE	SOMEWHAT MORE	ABOUT THE SAME	SOMEWHAT LESS	MUCH LESS	TOTAL	WEIGHTED AVERAGE
Sharing our faith	15.63% 5	37.50% 12	46.88% 15	0.00% 0	0.00% 0	32	2.31
Youth ministry	27.27% 9	60.61% 20	12.12% 4	0.00% 0	0.00% 0	33	1.85
Older adults	6.25% 2	43.75% 14	50.00% 16	0.00% 0	0.00% 0	32	2.44
Families with children	36.36% 12	45.45% 15	18.18% 6	0.00% 0	0.00% 0	33	1.82
Caring for the poor	20.59% 7	44.12% 15	35.29% 12	0.00% 0	0.00% 0	34	2.15
Leadership development	21.21% 7	33.33% 11	45.45% 15	0.00% 0	0.00% 0	33	2.24
Scriptural interpretation	9.09% 3	45.45% 15	42.42% 14	3.03% 1	0.00% 0	33	2.39
Global missions	9.38% 3	37.50% 12	46.88% 15	6.25% 2	0.00% 0	32	2.50
Embracing Diversity	12.50% 4	46.88% 15	40.63% 13	0.00% 0	0.00% 0	32	2.28
Community Outreach	29.41% 10	47.06% 16	23.53% 8	0.00% 0	0.00% 0	34	1.94

Q8 What do you think our church does well? What is its primary strength?

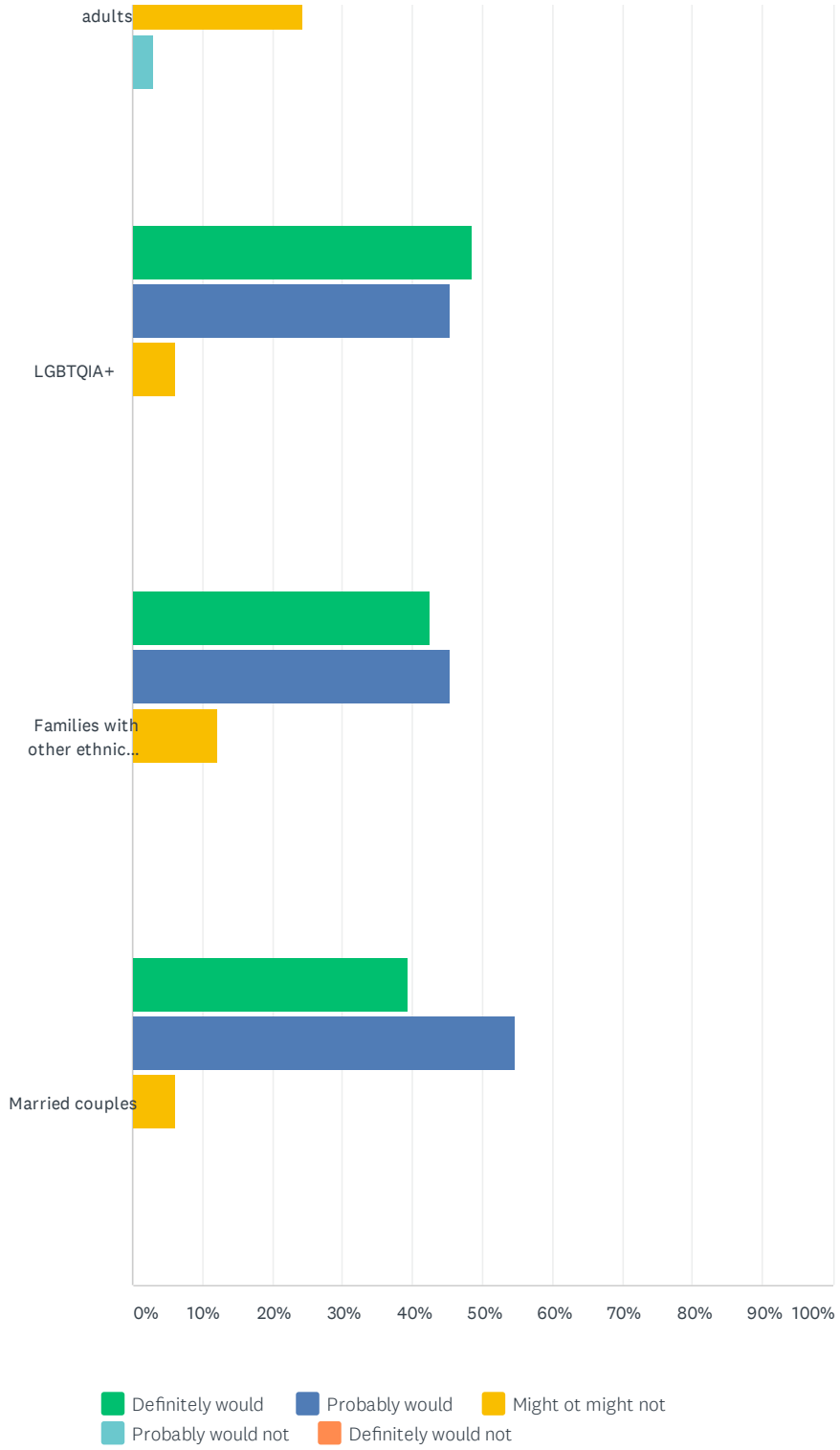
Answered: 29 Skipped: 7

Q9 How likely are you to recommend this church to:

Answered: 33 Skipped: 3



Christ UMC Local Church Assessment



Christ UMC Local Church Assessment

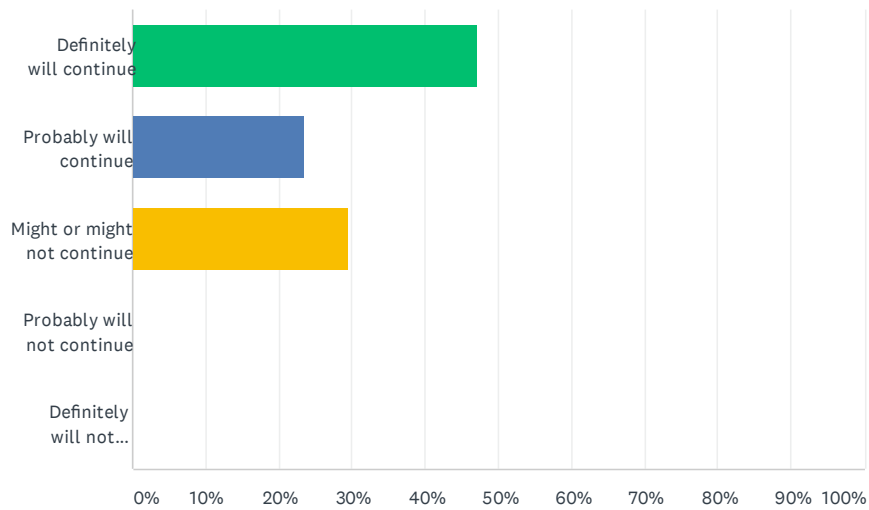
	DEFINITELY WOULD	PROBABLY WOULD	MIGHT OT MIGHT NOT	PROBABLY WOULD NOT	DEFINITELY WOULD NOT	TOTAL	WEIGHTED AVERAGE
Families with children	25.00% 8	31.25% 10	28.13% 9	12.50% 4	3.13% 1	32	1.25
Families with teens	12.12% 4	36.36% 12	27.27% 9	15.15% 5	9.09% 3	33	1.39
Single or divorced adults	36.36% 12	33.33% 11	21.21% 7	9.09% 3	0.00% 0	33	1.00
Adults 65 or older	51.52% 17	42.42% 14	3.03% 1	3.03% 1	0.00% 0	33	0.61
Unchurched adults	36.36% 12	36.36% 12	24.24% 8	3.03% 1	0.00% 0	33	1.09
LGBTQIA+	48.48% 16	45.45% 15	6.06% 2	0.00% 0	0.00% 0	33	0.67
Families with other ethnic groups	42.42% 14	45.45% 15	12.12% 4	0.00% 0	0.00% 0	33	0.79
Married couples	39.39% 13	54.55% 18	6.06% 2	0.00% 0	0.00% 0	33	0.58

Q10 If you would hesitate to recommend this church group, please tell us why.

Answered: 21 Skipped: 15

Q11 If you remain in this community, how likely are you to continue attending this church?

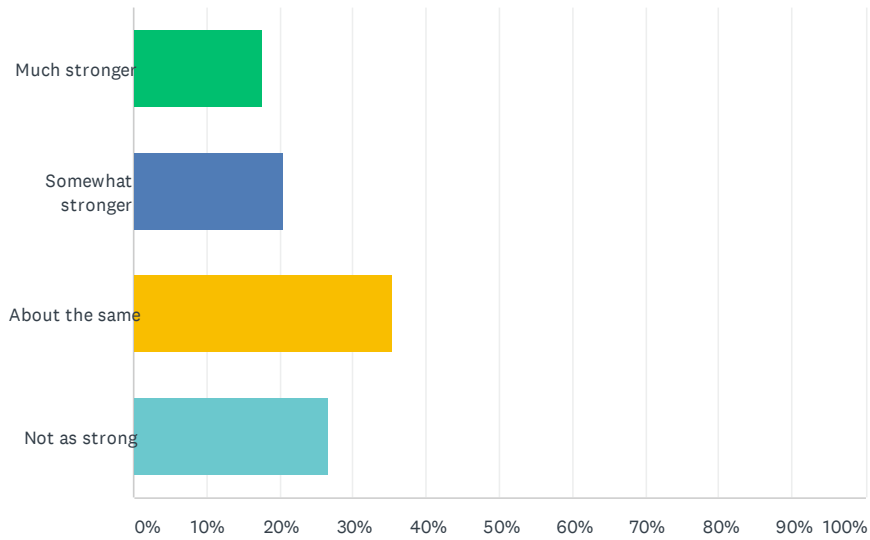
Answered: 34 Skipped: 2



ANSWER CHOICES	RESPONSES	
Definitely will continue	47.06%	16
Probably will continue	23.53%	8
Might or might not continue	29.41%	10
Probably will not continue	0.00%	0
Definitely will not continue	0.00%	0
TOTAL		34

Q12 Do you feel that your spiritual life is stronger now than it was 2 years ago?

Answered: 34 Skipped: 2



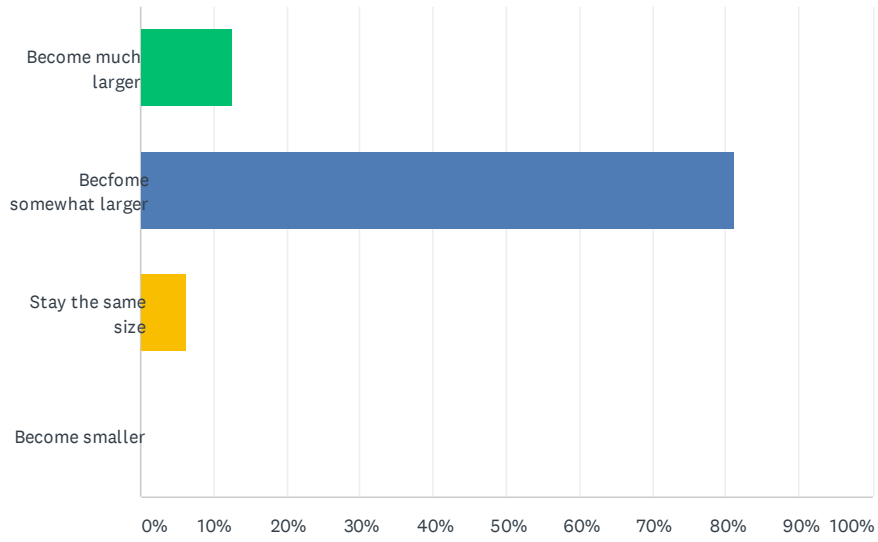
ANSWER CHOICES	RESPONSES	
Much stronger	17.65%	6
Somewhat stronger	20.59%	7
About the same	35.29%	12
Not as strong	26.47%	9
TOTAL		34

Q13 How could the church better serve your spiritual needs?

Answered: 28 Skipped: 8

Q14 Would you like our church to:

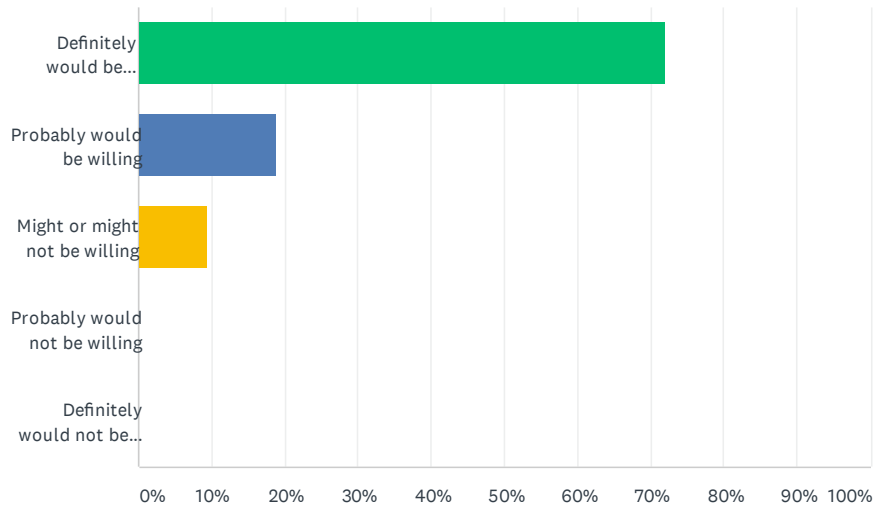
Answered: 32 Skipped: 4



ANSWER CHOICES	RESPONSES	
Become much larger	12.50%	4
Become somewhat larger	81.25%	26
Stay the same size	6.25%	2
Become smaller	0.00%	0
TOTAL		32

Q15 Would you be willing to accept changes to church worship service, music ministries, and othe things if it means attracting new people and growing the church?

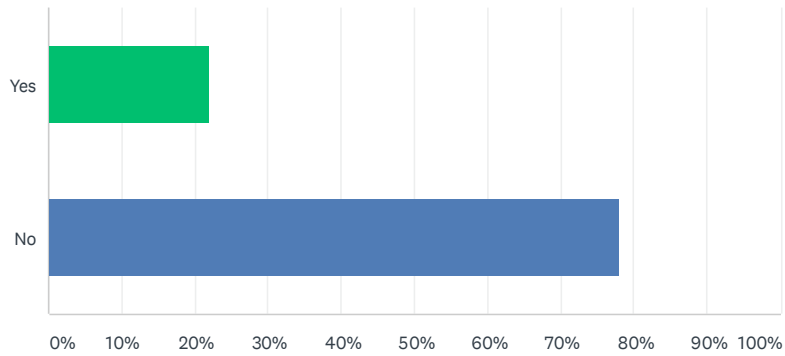
Answered: 32 Skipped: 4



ANSWER CHOICES	RESPONSES	
Definitely would be willing	71.88%	23
Probably would be willing	18.75%	6
Might or might not be willing	9.38%	3
Probably would not be willing	0.00%	0
Definitely would not be willing	0.00%	0
TOTAL		32

Q16 In the past 6 months, have you invited any friends, neighbors, or newcomers to visit the church or attend a church activity?

Answered: 32 Skipped: 4



ANSWER CHOICES	RESPONSES	
Yes	21.88%	7
No	78.13%	25
TOTAL		32

Q17 If you have not invited a friend, neighbor or newcomer to church activity, why?

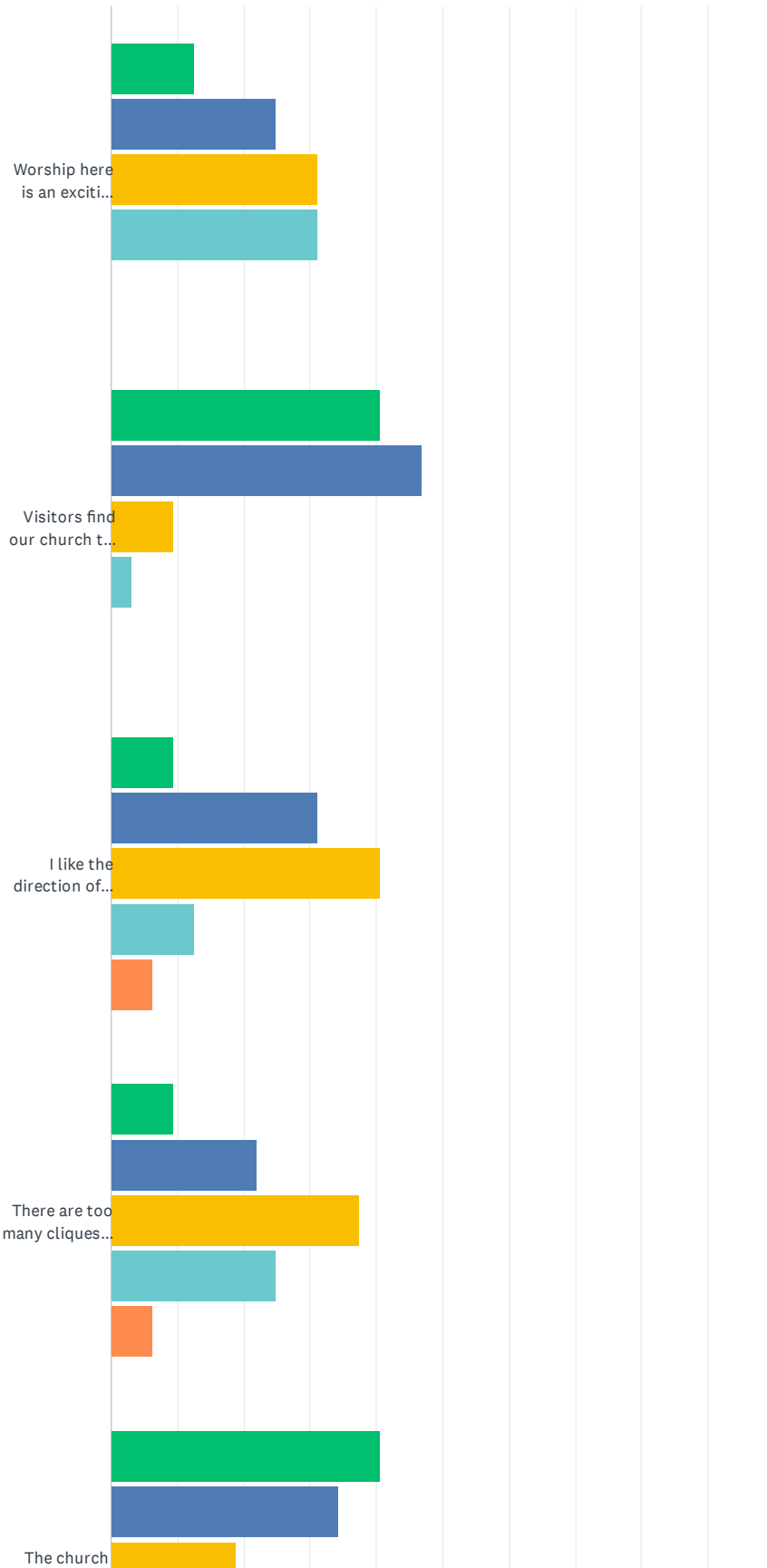
Answered: 26 Skipped: 10

Q18 What do you think would make the church more attractive to newcomers and others in the community as their spiritual home?

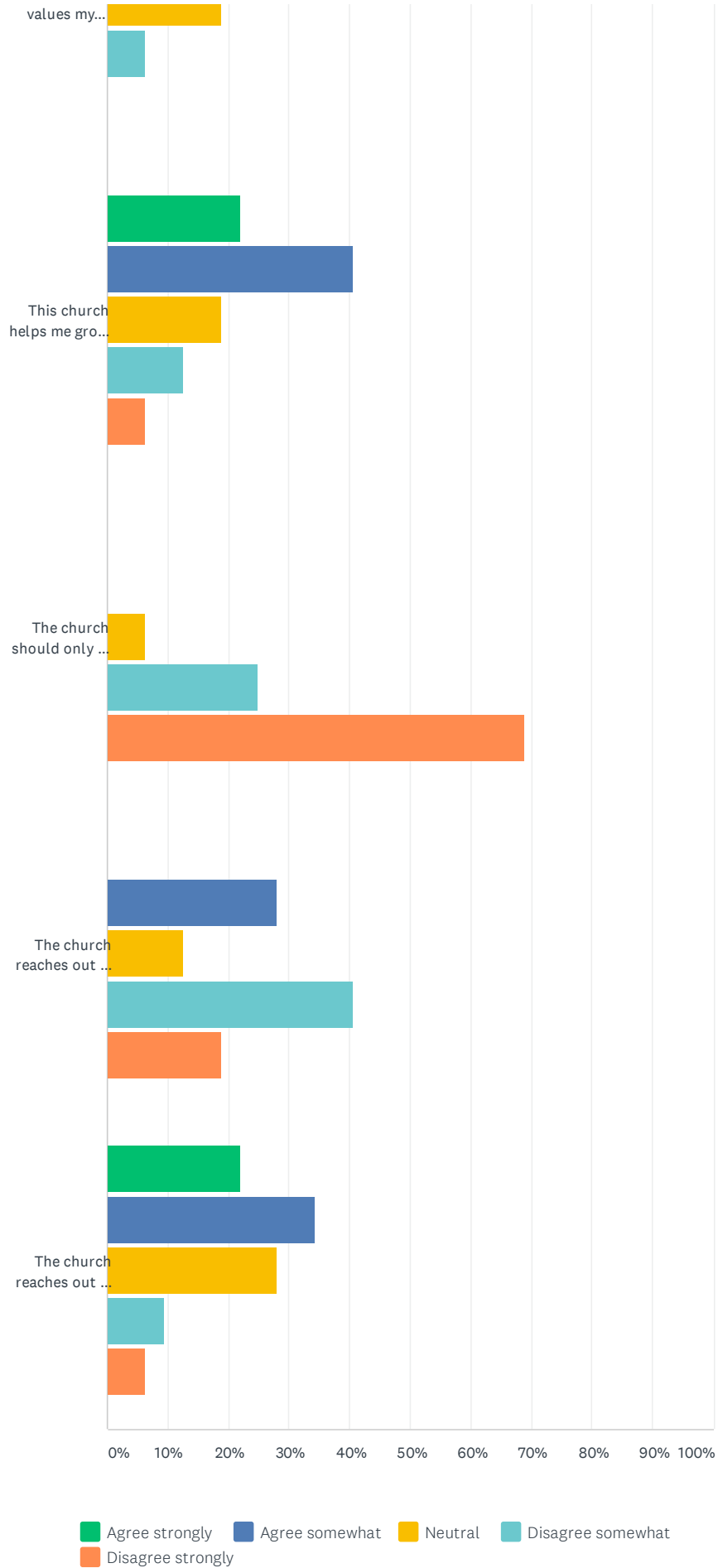
Answered: 26 Skipped: 10

Q19 How strongly do you agree or disagree with the following statements:

Answered: 32 Skipped: 4



Christ UMC Local Church Assessment

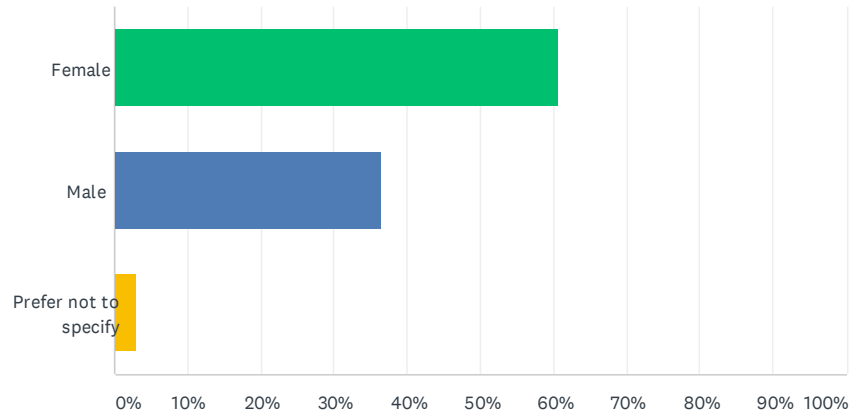


Christ UMC Local Church Assessment

	AGREE STRONGLY	AGREE SOMEWHAT	NEUTRAL	DISAGREE SOMEWHAT	DISAGREE STRONGLY	TOTAL	WEIGHTED AVERAGE
Worship here is an exciting spiritual experience	12.50% 4	25.00% 8	31.25% 10	31.25% 10	0.00% 0	32	1.38
Visitors find our church to be welcoming	40.63% 13	46.88% 15	9.38% 3	3.13% 1	0.00% 0	32	0.53
I like the direction of this church	9.38% 3	31.25% 10	40.63% 13	12.50% 4	6.25% 2	32	0.91
There are too many cliques in this church	9.38% 3	21.88% 7	37.50% 12	25.00% 8	6.25% 2	32	1.41
The church values my participation	40.63% 13	34.38% 11	18.75% 6	6.25% 2	0.00% 0	32	0.66
This church helps me grow in my faith journey	21.88% 7	40.63% 13	18.75% 6	12.50% 4	6.25% 2	32	1.03
The church should only try to attract people who are similar to me	0.00% 0	0.00% 0	6.25% 2	25.00% 8	68.75% 22	32	4.44
The church reaches out to young adults	0.00% 0	28.13% 9	12.50% 4	40.63% 13	18.75% 6	32	2.56
The church reaches out to people with different backgrounds	21.88% 7	34.38% 11	28.13% 9	9.38% 3	6.25% 2	32	0.91

Q20 Please indicate your gender.

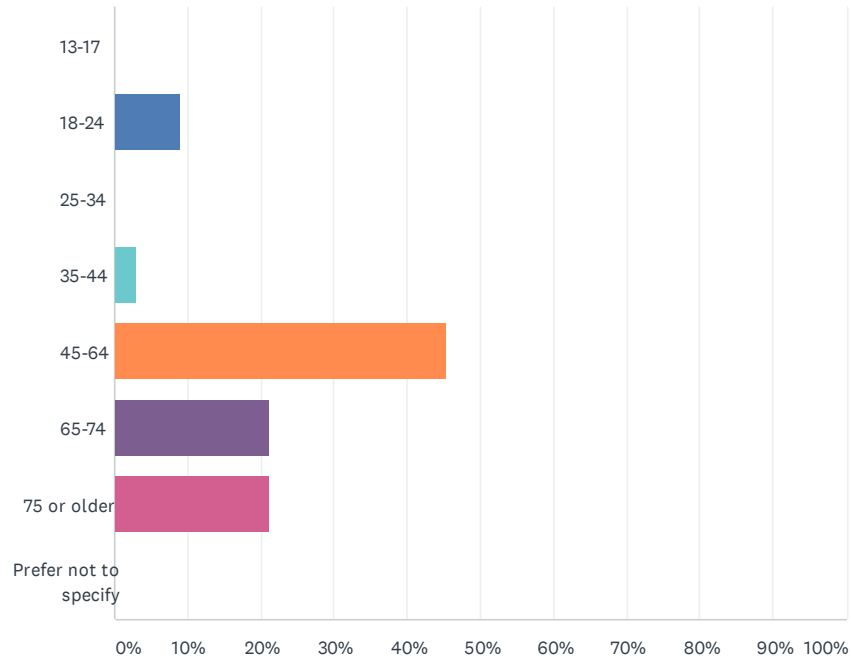
Answered: 33 Skipped: 3



ANSWER CHOICES	RESPONSES	
Female	60.61%	20
Male	36.36%	12
Prefer not to specify	3.03%	1
TOTAL		33

Q21 Which age group de you belong to?

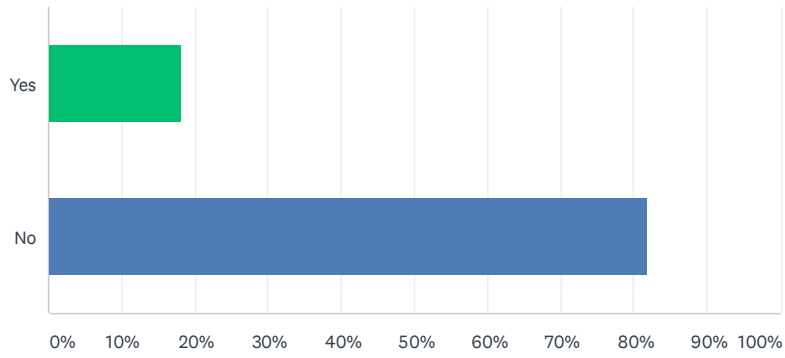
Answered: 33 Skipped: 3



ANSWER CHOICES	RESPONSES	
13-17	0.00%	0
18-24	9.09%	3
25-34	0.00%	0
35-44	3.03%	1
45-64	45.45%	15
65-74	21.21%	7
75 or older	21.21%	7
Prefer not to specify	0.00%	0
TOTAL		33

Q22 Do you have children under the age of 18 living at home?

Answered: 33 Skipped: 3



ANSWER CHOICES	RESPONSES	
Yes	18.18%	6
No	81.82%	27
TOTAL		33